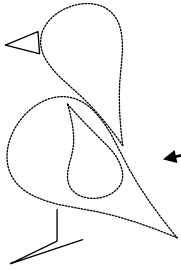


Instructions



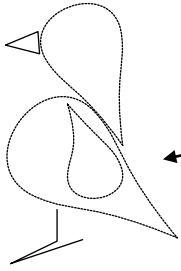
Cut, make long strips into tear shapes, fold smaller pieces for feet and beak. Use the petal marks to show where to attach each pieces following the picture to guide you. glue the manna onto the sand and attach bird.



BODY pieces

*	*	*	*	*	*
*	*	*	*	*	*


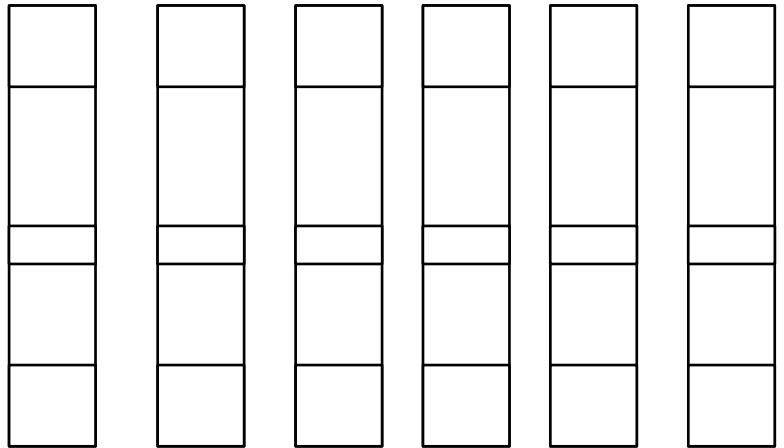
Instructions



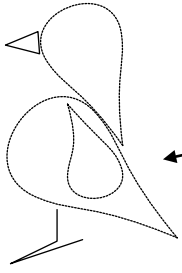
Cut, make long strips into tear shapes, fold smaller pieces for feet and beak. Use the petal marks to show where to attach each pieces following the picture to guide you. glue the manna onto the sand and attach bird.



HEAD + BEAK pieces







Instructions



Cut, make long strips into tear shapes, fold smaller pieces for feet and beak. Use the petal marks to show where to attach each pieces following the picture to guide you. glue the manna onto the sand and attach bird.

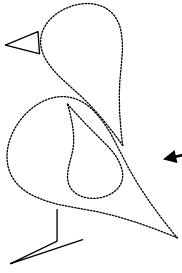


WING + FEET pieces


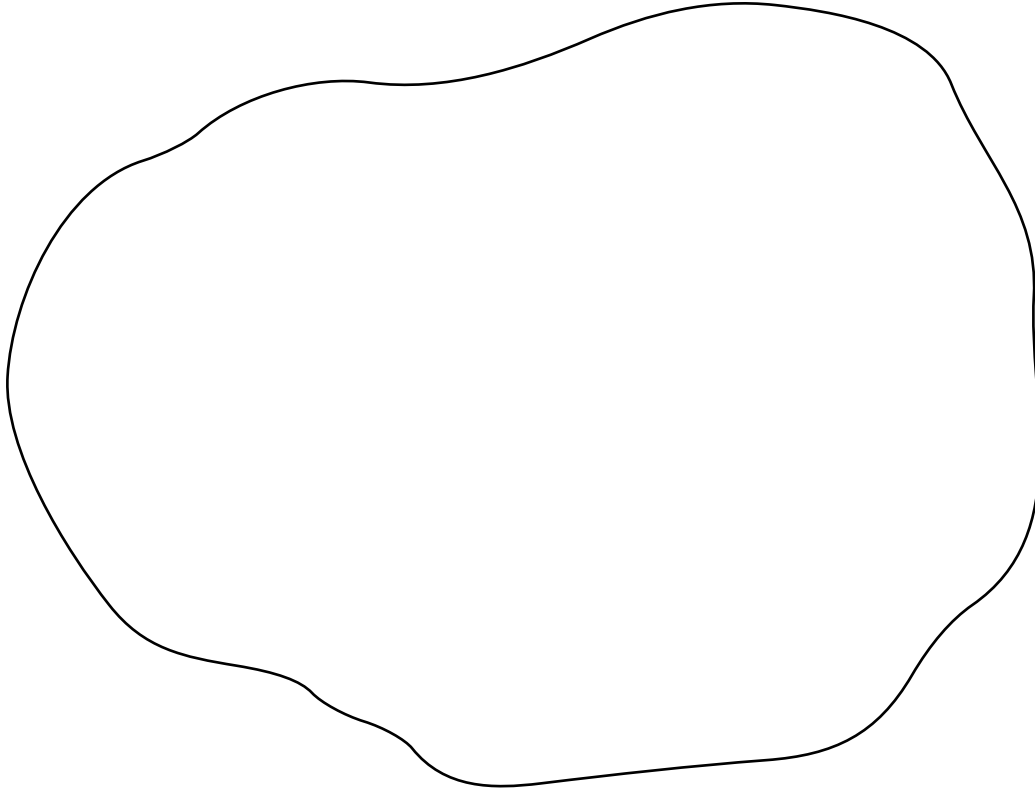


Instructions

Cut, make long strips into tear shapes, fold smaller pieces for feet and beak. Use the petal marks to show where to attach each pieces following the picture to guide you. glue the manna onto the sand and attach bird.

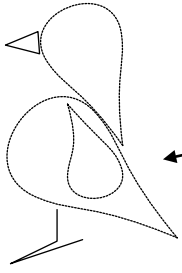


BASE pieces



Instructions

Cut, make long strips into tear shapes, fold smaller pieces for feet and beak. Use the petal marks to show where to attach each pieces following the picture to guide you. glue the manna onto the sand and attach bird.



MANNA pieces

