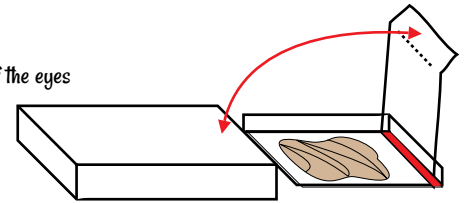
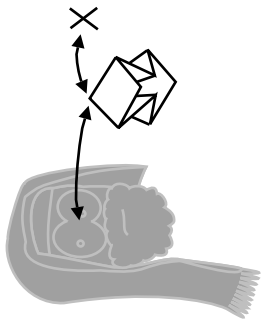
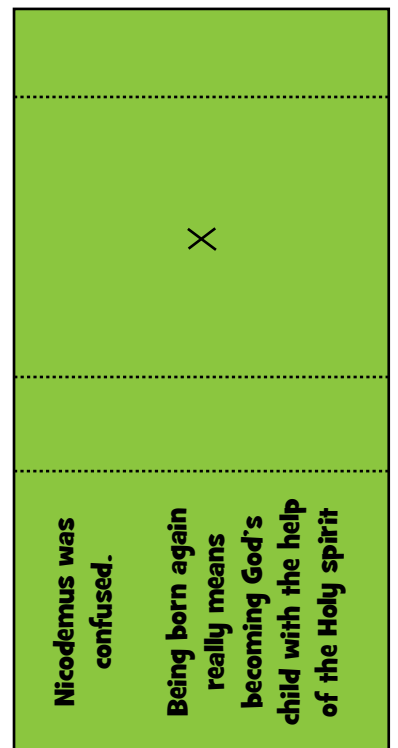
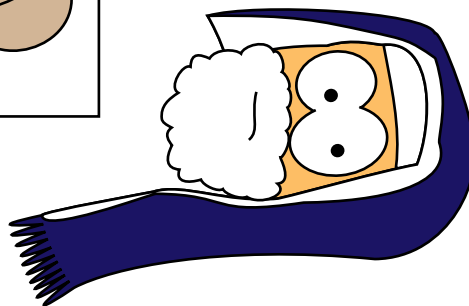
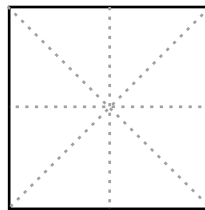
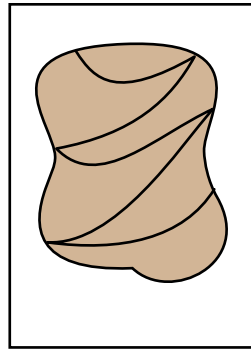



### Instructions

- Cut shapes out along solid lines, fold along dotted lines.
- Glue the baby body to the inside matchbox tray
- Apply glue the back of the tabs on the adult body
- Attach the small tab to the end of the tray
- Attach the large tab to the outside of the matchbox.
- Allow to dry and check the mechanism works.
- Apply glue to the back of the wrapper and glue around the box.
- Take the small square and fold so that it resembles the illustration
- Glue one square side to the back of the head, line the point up with the middle of the eyes
- Glue the opposite square side to the box lining up the point with the cross.

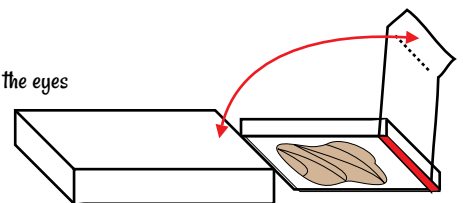
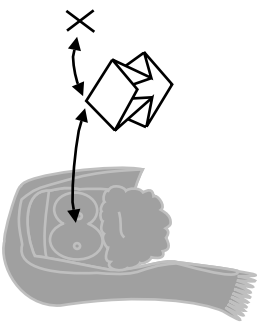


**Nicodemus was confused.**  
**Being born again really means becoming God's child with the help of the Holy spirit**



### Instructions

- Cut shapes out along solid lines, fold along dotted lines.
- Glue the baby body to the inside matchbox tray
- Apply glue the back of the tabs on the adult body
- Attach the small tab to the end of the tray
- Attach the large tab to the outside of the matchbox.
- Allow to dry and check the mechanism works.
- Apply glue to the back of the wrapper and glue around the box.
- Take the small square and fold so that it resembles the illustration
- Glue one square side to the back of the head, line the point up with the middle of the eyes
- Glue the opposite square side to the box lining up the point with the cross.



**Nicodemus was confused.**  
**Being born again really means becoming God's child with the help of the Holy spirit**