



B



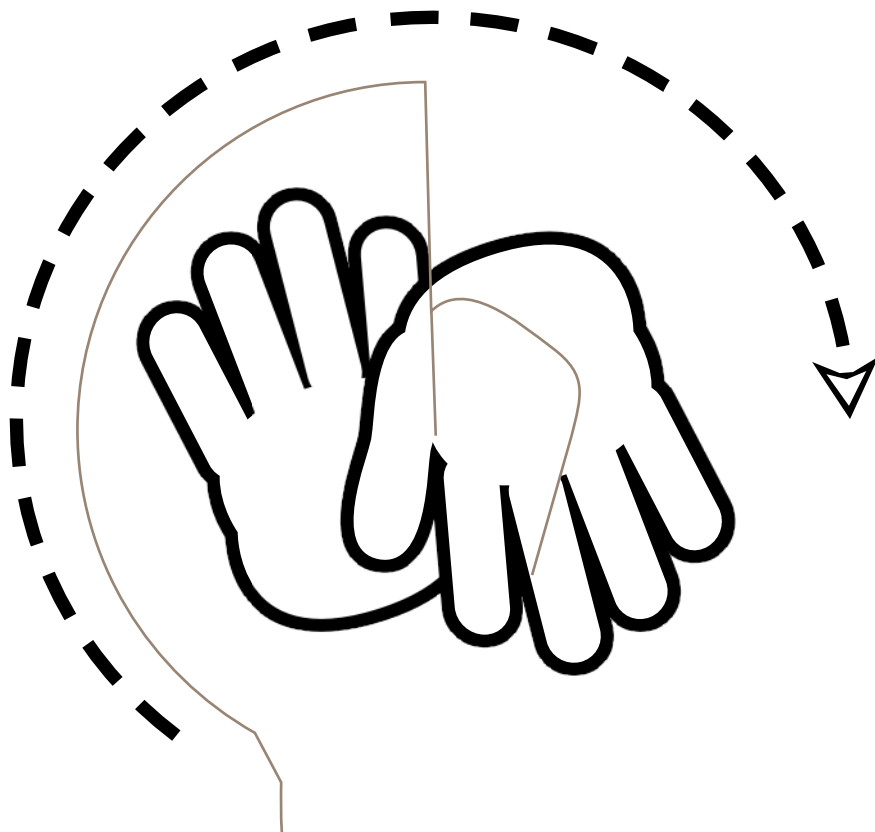
A



C

Instructions

- Cut lower section off
- Cut following the grey lines
- Leave the piece below attached to the card
- Place piece 'A' behind the piece attached to card so middle slits line up
- Align middle slits of 'B' & 'C' & hook into the card pieces
- Fold the small flat of piece 'B' over lower edge of card and tape in place.
- Tape the turn flats together.
- Spin the card and watch it change!



Healed
by
Jesus'
touch