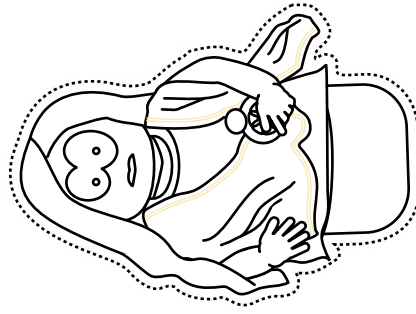
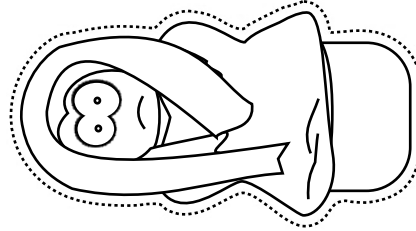


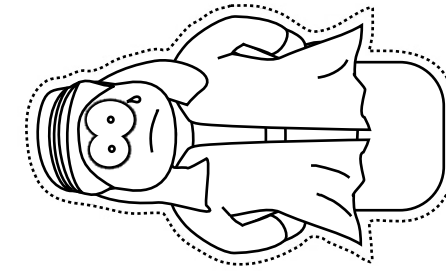
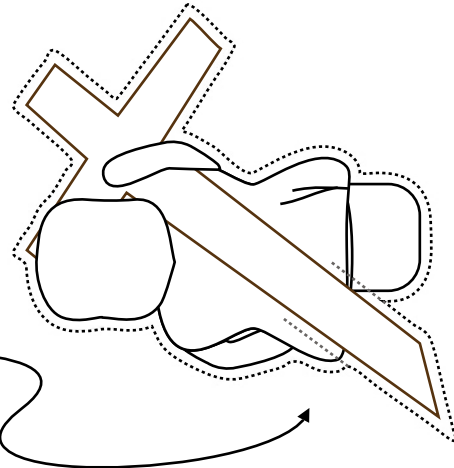
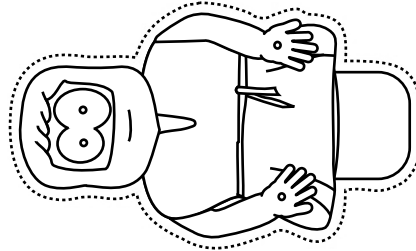
Slit along the sides of the cross to give the illusion of it being dragged




Mary Magdalene




Mother Mary



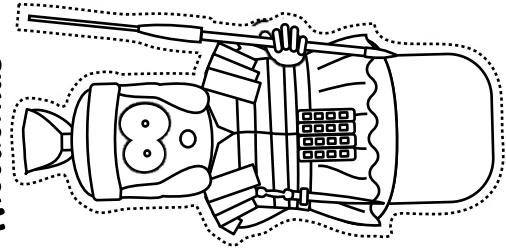
Loved disciple




Salome



Nicodemus



Centurion



Simon Peter

instructions

Cut around all the shapes and fold tabs.

Add glue to the end of the backdrops and glue them together.

Apply glue to the central supporting tabs (white ones) and stick the backdrops in place

Secure using the edge tabs (coloured ones)

Glue each character or object onto the scenes wherever suits the reading of the story you are using.

You do not have to use all of the characters